

2238174-3 ✓ ACTIVE

FASTON | FASTON 187

TE Internal #: 2238174-3

Quick Disconnects, Receptacle, 24 – 14 AWG Wire Size, .2 – 2 mm<sup>2</sup>

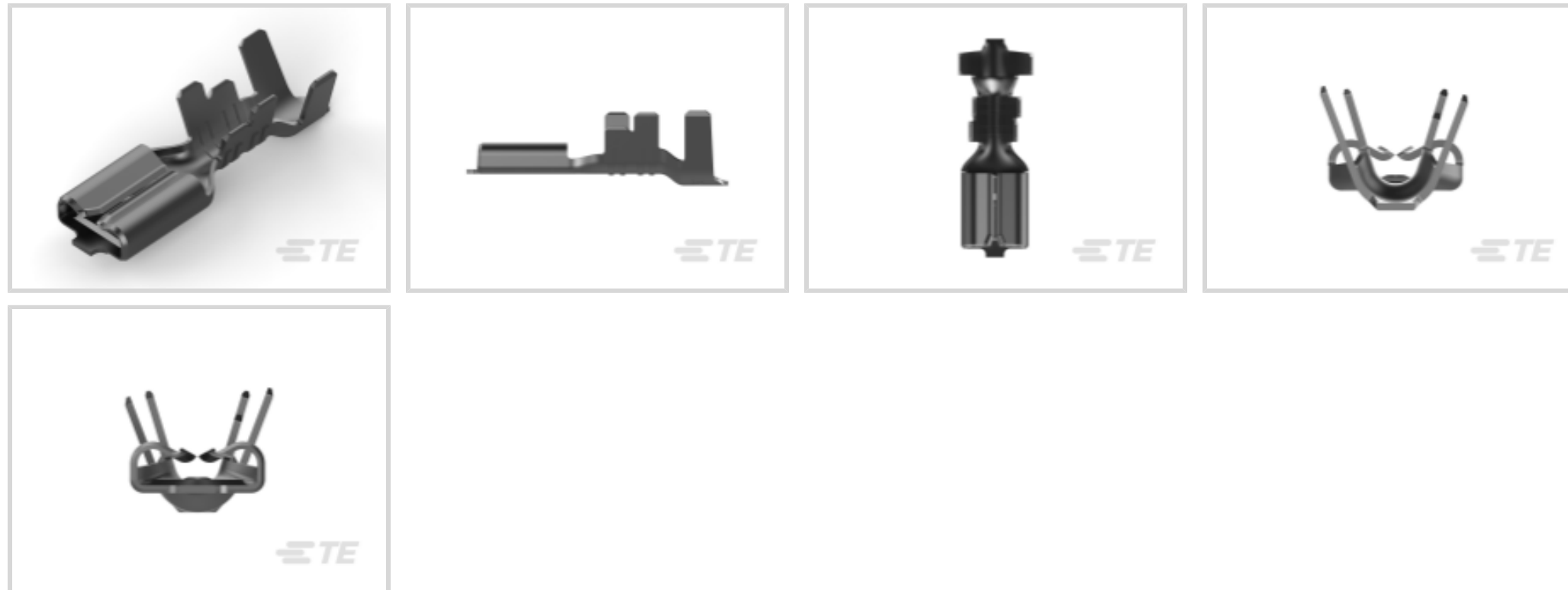
Wire Size, 400 – 4100 CMA Wire Size, Mating Tab Width .187 in

[4.75 mm], FASTON 187

[View on TE.com >](#)



Terminals & Splices > Quick Disconnects



Quick Disconnect Terminal Type: **Receptacle**

Wire Size: **400 – 4100 CMA**

Mating Tab Width: **4.75 mm [ .187 in ]**

## Features

### Product Type Features

Terminates To	Wire & Cable
Wire Stop	No
Wire/Cable Type	Regular Wire
Insertion Force	Low
Sealable	No

### Configuration Features

Connection Capacity	Single
---------------------	--------

### Electrical Characteristics

Voltage (Max)	600 V
---------------	-------

### Contact Features

Quick Disconnect Terminal Type	Receptacle
Mating Tab Width	4.75 mm[.187 in]
Mating Tab Thickness	.81 mm[.032 in]
Terminal Orientation	Straight
Contact Base Material	Brass



Terminal Plating Material	Pre-Tin
---------------------------	---------

Crimp Type	2D
------------	----

Barrel Type	Open
-------------	------

### Mechanical Attachment

Mating Retention Type	Dimple
-----------------------	--------

Wire Insulation Support	With
-------------------------	------

### Dimensions

Accepts Wire Insulation Diameter Range	1.91 – 3.68 mm [.075 – .145 in]
--	---------------------------------

Receptacle Terminal Stock Thickness	.33 mm [.013 in]
-------------------------------------	------------------

Wire Size	400 – 4100 CMA
-----------	----------------

### Usage Conditions

Insulation Option	Uninsulated
-------------------	-------------

Operating Temperature Range	-40 – 125 °C [-40 – 125 °F]
-----------------------------	-----------------------------

### Industry Standards

UL Rating	Listed
-----------	--------

UL File Number	E66717
----------------	--------

### Packaging Features

Packaging Quantity	12000
--------------------	-------

Packaging Method	Strip/Reel
------------------	------------

### Other

Line	Standard
------	----------

### Product Compliance

[For compliance documentation, visit the product page on TE.com>](#)

EU RoHS Directive 2011/65/EU	Compliant
------------------------------	-----------

EU ELV Directive 2000/53/EC	Compliant
-----------------------------	-----------

China RoHS 2 Directive MIIT Order No 32, 2016	No Restricted Materials Above Threshold
---	---

EU REACH Regulation (EC) No. 1907/2006	Current ECHA Candidate List: JUNE 2022 (224) Candidate List Declared Against: JUNE 2022 (224) Does not contain REACH SVHC
--	---

Halogen Content	Low Halogen - Br, Cl, F, I < 900 ppm per homogenous material. Also BFR/CFR/PVC
-----------------	--

Free

Solder Process Capability

Not reviewed for solder process capability

Product Compliance Disclaimer

This information is provided based on reasonable inquiry of our suppliers and represents our current actual knowledge based on the information they provided. This information is subject to change. The part numbers that TE has identified as EU RoHS compliant have a maximum concentration of 0.1% by weight in homogenous materials for lead, hexavalent chromium, mercury, PBB, PBDE, DBP, BBP, DEHP, DIBP, and 0.01% for cadmium, or qualify for an exemption to these limits as defined in the Annexes of Directive 2011/65/EU (RoHS2). Finished electrical and electronic equipment products will be CE marked as required by Directive 2011/65/EU. Components may not be CE marked. Additionally, the part numbers that TE has identified as EU ELV compliant have a maximum concentration of 0.1% by weight in homogenous materials for lead, hexavalent chromium, and mercury, and 0.01% for cadmium, or qualify for an exemption to these limits as defined in the Annexes of Directive 2000/53/EC (ELV). Regarding the REACH Regulation, the information TE provides on SVHC in articles for this part number is based on the latest European Chemicals Agency (ECHA) 'Guidance on requirements for substances in articles' posted at this URL: <https://echa.europa.eu/guidance-documents/guidance-on-reach>

### Compatible Parts



TE Part # 360010-1  
187 FASTON HSG.,REC.,3 POS,  
NATURAL



TE Part # 520212-1  
187 FASTON HSG. REC 3P NATURAL



TE Part # 520212-2  
187 FASTON HSG. REC 3P RED



TE Part # 1738473-1  
250 FASTON HSG.,REC.,NATURAL



TE Part # 1969116-1  
187 & 250 FASTON HSG.,REC.,3 POS,  
NATURAL



TE Part # 3-480435-1  
187 FASTON HSG.,REC.,1 POS,  
NATURAL



TE Part # 521148-1  
250/187 FASTON HSG. REC 7.9MM2P  
BLACK



TE Part # 154512-2  
187 FASTON HSG.,REC.,1 POS,  
NATURAL



TE Part # 1-480435-0  
FASTON 187 REC HSG NYLON NAT



TE Part # 2-2150832-2  
OC-PA-E-FA-110SP1500-001-0046



TE Part # 2150832-2  
OC-AT-E-FA-110SP1500-001-0046



TE Part # 360010-4  
187 FASTON HSG.,REC.,3 POS,BLACK



TE Part # 480435-1  
187 FASTON HSG. REC 1P NATURAL



TE Part # 480435-2  
187 FASTON HSG. REC 1P BLACK

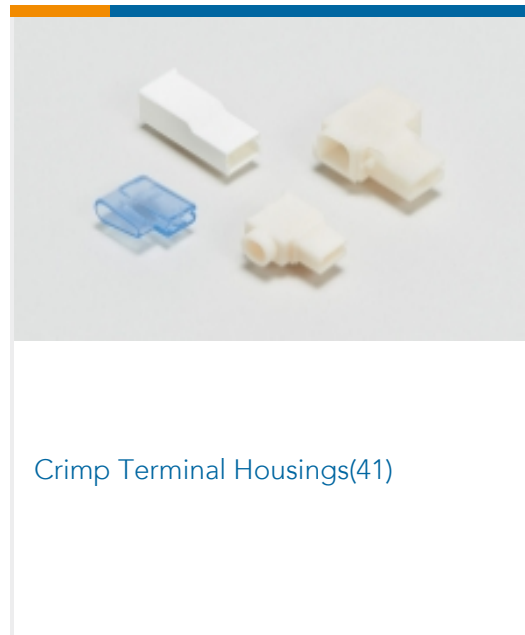


TE Part # 521488-1  
250/187 FASTON HSG. REC 3P NATURAL

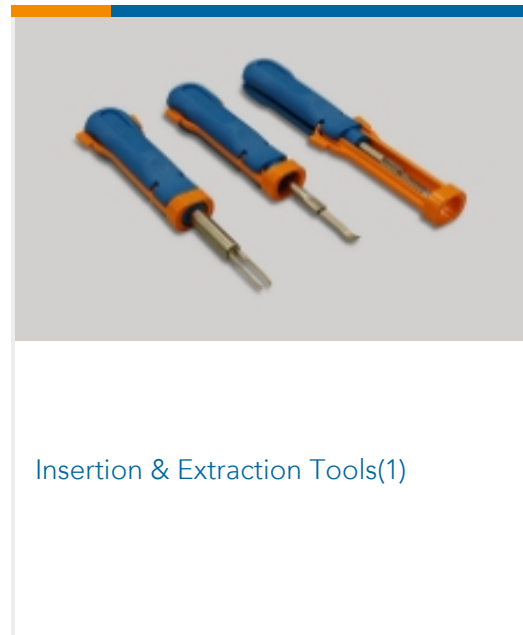


TE Part # 7-2150832-7  
OC-110SP150O-CRIMPTOOLINGKIT

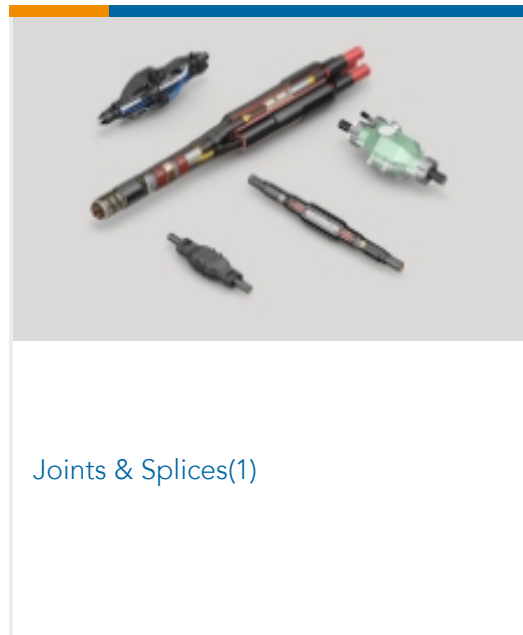
## Also in the Series | FASTON 187




Crimp Terminal Housings(41)



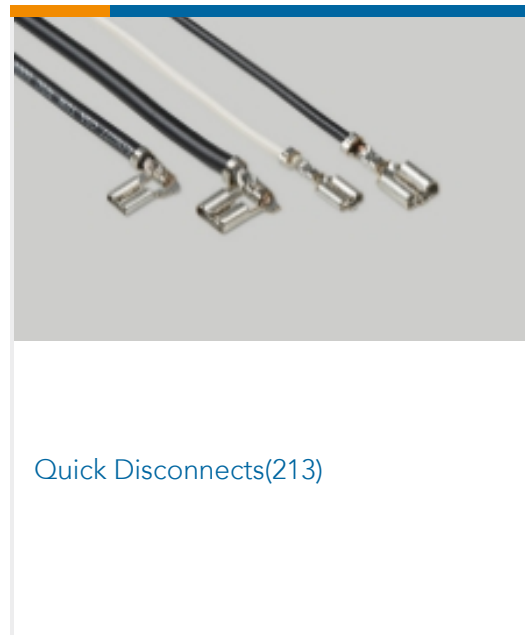
Insertion & Extraction Tools(1)



Joints & Splices(1)



PCB Terminals(48)



Quick Disconnects(213)



Splices(1)

## Documents

### Product Drawings

187 FASTON,REC.,24-14 AWG,TPBR

English

### CAD Files

3D PDF

3D

Customer View Model

[ENG\\_CVM\\_CVM\\_2238174-3\\_A.2d\\_dxf.zip](#)

English

Customer View Model

[ENG\\_CVM\\_CVM\\_2238174-3\\_A.3d\\_igs.zip](#)

English

Customer View Model

[ENG\\_CVM\\_CVM\\_2238174-3\\_A.3d\\_stp.zip](#)

English



By downloading the CAD file I accept and agree to the [Terms and Conditions](#) of use.

---

### Datasheets & Catalog Pages

[1-1773948-2 Standard Line FASTON Receptacles QRG](#)

English

---

### Product Specifications

[Application Specification](#)

English

---

### Agency Approvals

[VDE Certificate](#)

English